

Powerlifting India
National Classic Bench Press Championship 2024
Vasco Da Gama, Goa - 14-10-2024 to 18-10-2024
Final Results

Place	Name	DOB	Team	Bd. Wt.	Coeff.	BP1	BP2	BP3	Best	Points	IPF GL Points	Place
Men												
Open - 59kg												Open - 59kg
1	PRANJAL RATHORE	22-07-1998	M P	58.60	0.605699	447.5	117.5	122.5	122.5	12	74.198128	43
2	ABIN P YOOSUF	21-01-1995	KER	57.03	0.614961	115.0	117.5	420.0	117.5	9	72.257918	50
3	BABAN ZORE	16-04-1998	MAH	58.80	0.604549	117.5	422.5	422.5	117.5	8	71.034508	54
4	BISWAJIT BAURI	25-12-1996	W B	56.94	0.615505	105.0	112.5	447.5	112.5	7	69.244313	59
5	SUMIT MANCHANDA	29-11-1995	DEL	58.40	0.606855	107.5	112.5	447.5	112.5	6	68.271188	62
6	SHUBHAM	05-10-1999	U P	58.95	0.603691	112.5	447.5	447.5	112.5	5	67.915238	65
7	HUSEN BASHA	07-06-1989	KAR	58.70	0.605123	100.0	107.5	445.0	107.5	4	65.050723	75
8	SHUBHAM KHAJURIA	19-02-1999	J&K	59.00	0.603406	95.0	102.5	405.0	102.5	3	61.849115	84
9	DINESH BAURI	01-01-1997	JHA	53.30	0.638797	90.0	95.0	95.0	90.0	2	57.491730	93
10	HRITHIK NAIK	05-11-2000	GOA	56.70	0.616963	75.0	80.0	87.5	80.0	1	49.357040	103
-	KAPIL KUMAR	02-06-1999	UTK	53.30	0.638797	60.0	60.0	60.0	-	-	-	-
-	KUNDAN KUMAR	26-12-1994	BIH	57.60	0.611548	440.0	445.0	447.5	-	-	-	-
-	DIWAKAR SINGH	17-09-1998	BIH	57.90	0.609776	402.5	402.5	402.5	-	-	-	-
-	DEVESH	08-07-2000	RAJ	58.70	0.605123	447.5	447.5	420.0	-	-	-	-
Open - 66kg												Open - 66kg
1	YOGESH KUMAR SAIN	25-05-1985	RAJ	64.85	0.572685	130.0	437.5	137.5	137.5	12	78.744188	25
2	GANESH SAHU	29-03-1993	MAH	65.10	0.571479	132.5	135.0	137.5	137.5	9	78.578363	26
3	SAHIL MANGESH UTEKAR	27-10-1996	MAH	65.68	0.568713	127.5	132.5	137.5	137.5	8	78.198038	28
4	BHUPESH SINGH RATHAUR	10-09-1998	UTK	64.95	0.572201	130.0	135.0	437.5	135.0	7	77.247135	34
5	MANPREET SINGH	01-12-1993	PUN	65.47	0.569710	127.5	132.5	440.0	132.5	6	75.486575	39
6	GAGANDEEP SINGH	15-03-1991	J&K	65.70	0.568618	127.5	132.5	437.5	132.5	5	75.341885	40
7	IBRAR AHAMAD	07-07-1994	BIH	64.87	0.572588	125.0	130.0	435.0	130.0	4	74.436440	42
8	ARSHAD ASFAK HUSSAIN	29-11-1997	ASA	65.16	0.571191	120.0	127.5	432.5	127.5	3	72.826853	47
9	MYILRAJA P	02-03-1990	T N	64.98	0.572057	125.0	432.5	437.5	125.0	2	71.507125	52
10	SHAKTI PATRE	17-09-1990	VID	65.79	0.568193	115.0	120.0	425.0	120.0	1	68.183160	64
11	RAJENDRA	09-05-1989	KAR	64.86	0.572636	115.0	422.5	X	115.0	1	65.853140	70
12	ABHIJEET MAHATO	14-11-1985	CCS	64.73	0.573266	107.5	112.5	420.0	112.5	1	64.492425	78
13	GURJA DHILEEP ROY	25-07-1999	A P	64.67	0.573558	110.0	420.0	420.0	110.0	1	63.091380	80
14	BAPPI KUMAR BAURI	12-04-1996	JHA	65.69	0.568666	100.0	107.5	447.5	107.5	1	61.131595	86
15	VIVEK KUMAR	16-03-1999	GUJ	64.97	0.572105	95.0	100.0	105.0	105.0	1	60.071025	88

Place	Name	DOB	Team	Bd. Wt.	Coeff.	BP1	BP2	BP3	Best	Points	IPF GL Points	Place
16	NISHANTH A	24-08-1995	PUD	65.54	0.569377	100.0	105.0	440.0	105.0	1	59.784585	89
17	AMIT KUMAR PRAJAPATI	01-08-1987	U P	62.77	0.583039	90.0	95.0	100.0	100.0	1	58.303900	91
18	PARVEEN KUMAR	06-11-1988	CCS	62.51	0.584376	90.0	97.5	400.0	97.5	1	56.976660	95
19	THOKCHOM CHINGLEMBA	01-03-1998	MAN	63.35	0.580092	75.0	75.0	77.5	77.5	1	44.957130	107
Open - 74kg												Open - 74kg
1	DHIRENDRA SINGH	13-02-2002	U P	73.50	0.535225	445.0	145.0	152.5	152.5	12	81.621813	15
2	SUNIL MISHRA	05-06-1991	M P	73.68	0.534529	142.5	147.5	152.5	152.5	9	81.515673	16
3	GOBINDA GHOSH	01-12-1998	GOA	72.80	0.537960	145.0	450.0	450.0	145.0	8	78.004200	29
4	AZIM ASLAM	27-08-1993	J&K	73.25	0.536196	445.0	145.0	450.0	145.0	7	77.748420	30
5	GOURAV KHATANA	05-09-2000	HAR	74.00	0.533300	145.0	447.5	452.5	145.0	6	77.328500	32
6	MAHARAJA P	13-07-1997	T N	72.80	0.537960	132.5	142.5	447.5	142.5	5	76.659300	35
7	AMIT YERGUDE	02-08-2000	VID	73.52	0.535147	440.0	140.0	450.0	140.0	4	74.920580	41
8	AMIT KUMAR	09-09-2000	BIH	73.85	0.533875	125.0	135.0	440.0	135.0	3	72.073125	51
9	GAURAV BARUA	11-05-1997	UTK	72.50	0.539146	115.0	122.5	130.0	130.0	2	70.088980	57
10	SHIVAM KAUSHIK	28-08-1998	DEL	72.70	0.538354	127.5	432.5	432.5	127.5	1	68.640135	60
11	AMRIT KUMAR	30-03-1995	JHA	70.84	0.545875	442.5	112.5	120.0	120.0	1	65.505000	73
12	ANIMESH CHATTERJI	12-03-1989	TEL	72.35	0.539743	420.0	120.0	422.5	120.0	1	64.769160	77
13	HASEN KS	01-01-1993	KAR	73.50	0.535225	115.0	120.0	425.0	120.0	1	64.227000	79
14	AMAN KUMAR	10-11-1992	RAJ	72.84	0.537802	105.0	115.0	X	115.0	1	61.847230	85
15	VISHAL RATHOD	26-10-1992	GUJ	72.18	0.540422	80.0	90.0	100.0	100.0	1	54.042200	99
16	PUDI JOSEPH JESUDAS	10-03-1995	A P	72.25	0.540142	90.0	92.5	95.0	92.5	1	49.963135	101
17	SURAJ GEHLOT	14-01-1985	RAJ	72.94	0.537409	90.0	90.0	95.0	90.0	1	48.366810	105
18	ADI NARAYANA RAVURI	03-07-1991	A P	71.29	0.544023	60.0	65.0	X	60.0	1	32.641380	108
-	VIGNESWARAN T	20-05-1991	T N	74.00	0.533300	422.5	422.5	422.5	-	-	-	-
Open - 83kg												Open - 83kg
1	DHARAMVEER	07-08-1989	CHN	79.20	0.514595	165.0	170.0	172.5	172.5	12	88.767638	4
2	HITESH CHAUDHARY	10-01-1992	U P	80.20	0.511253	167.5	172.5	475.0	172.5	9	88.191143	5
3	DEEPAK	01-11-1987	HAR	81.50	0.507022	172.5	477.5	477.5	172.5	8	87.461295	6
4	SUNIL KUMAR	10-07-1990	RAJ	82.20	0.504795	160.0	167.5	475.0	167.5	7	84.553163	10
5	JAGYANDATTA BHUKTA	06-06-1992	ODI	81.70	0.506382	155.0	162.5	472.5	162.5	6	82.287075	13
6	PRADEEP KUMAR	04-05-1988	KAR	83.00	0.502293	152.5	160.0	465.0	160.0	5	80.366880	19
7	NEHAL AYUB LADAJI	01-01-1995	GOA	80.20	0.511253	150.0	155.0	462.5	155.0	4	79.244215	23
8	SANTHOSH KUMAR	19-11-1999	KAR	80.50	0.510266	145.0	152.5	155.0	155.0	3	79.091230	24
9	KARTHICK BALAJI	20-12-1997	T N	82.00	0.505428	150.0	155.0	462.5	155.0	2	78.341340	27
10	VIVEK KUMAR GUPTA	05-12-1995	BIH	78.50	0.516981	142.5	150.0	455.0	150.0	1	77.547150	31
11	P SRAVAN KUMAR	03-09-1996	TEL	79.50	0.513585	140.0	147.5	452.5	147.5	1	75.753788	38
12	ASAMA ASGER	02-01-2000	J&K	82.95	0.502448	430.0	130.0	437.5	130.0	1	65.318240	74
13	SEELA RAMAKRISHNA	18-02-1990	A P	76.20	0.525102	125.0	435.0	435.0	125.0	1	65.637750	72

Place	Name	DOB	Team	Bd. Wt.	Coeff.	BP1	BP2	BP3	Best	Points	IPF GL Points	Place
14	RAJKANWAR SINGH GREWAL	18-10-1999	PUN	81.35	0.507504	115.0	122.5	130.0	122.5	1	62.169240	83
15	SANDEEP SONI	09-10-1997	RAJ	81.60	0.506702	115.0	120.0	125.0	120.0	1	60.804240	87
16	SURESH JACKSON	13-02-1999	PUD	82.75	0.503070	105.0	112.5	117.5	117.5	1	59.110725	90
17	RAJ KUMAR	24-11-1994	GOA	78.20	0.518016	110.0	120.0	120.0	110.0	1	56.981760	94
18	MAYANK DATANIYA	21-11-1997	GUJ	81.60	0.506702	80.0	90.0	90.0	90.0	1	45.603180	106
Open - 93kg												Open - 93kg
1	SOURAV KUMAR SINGH	28-02-2000	JHA	92.22	0.476406	177.5	182.5	187.5	187.5	12	89.326125	3 <u>☺</u>
2	DURGESH SHARMA	11-10-1993	U P	91.59	0.478017	175.0	185.0	187.5	175.0	9	83.652975	11
3	LOVEPREET SINGH	17-09-1997	PUN	92.76	0.475041	175.0	175.0	190.0	175.0	8	83.132175	12
4	AMANDEEP MIDHA	16-08-1998	CHN	92.56	0.475545	162.5	170.0	175.0	170.0	7	80.842650	18
5	VISHAL SINGH	04-03-1997	J&K	92.19	0.476482	167.5	172.5	175.0	167.5	6	79.810735	20
6	SHIVAM YADAV	13-11-1993	M P	86.42	0.492083	155.0	155.0	165.0	165.0	5	81.193695	17
7	SANTOSH WAGHMARE	03-07-1995	MAH	92.45	0.475823	162.5	167.5	167.5	162.5	4	77.321238	33
8	HAAMID SAYED	06-09-1993	MAH	92.44	0.475848	150.0	160.0	170.0	160.0	3	76.135680	37
9	MANOJ GAWDE	13-01-1995	GOA	89.56	0.483357	140.0	140.0	150.0	150.0	2	72.503550	48
10	SUBHAJIT KAR	06-06-1999	W B	86.72	0.491224	140.0	147.5	147.5	147.5	1	72.455540	49
11	GODWIN KG	19-09-2000	KER	92.62	0.475394	140.0	145.0	147.5	140.0	1	66.555160	68
12	PRAHARSH NALLABANTU	31-01-1998	A P	91.63	0.477914	137.5	142.5	147.5	137.5	1	65.713175	71
-	GYAN SINGH	04-07-1995	M P	91.60	0.477992	155.0	155.0	155.0	-	-	-	-
-	VIVEK KUMAR	16-02-1997	DEL	92.07	0.476788	160.0	160.0	160.0	-	-	-	-
-	ISHAN VISHWAKARMA	05-10-1998	U P	92.26	0.476304	170.0	170.0	170.0	-	-	-	-
Open - 105kg												Open - 105kg
1	BHASKAR SHAH	09-08-1992	PUN	103.40	0.450972	201.0	206.0	208.0	206.0	12	92.900232	1 <u>☺</u>
2	MAYUR SHINDE	25-05-1997	MAH	96.60	0.465761	180.0	192.5	200.0	192.5	9	89.658993	2 <u>☺</u>
3	UDDAL SINGH	26-01-1998	HAR	101.30	0.455332	180.0	185.0	187.5	187.5	8	85.374750	8
4	SANDEEP KUMAR	15-08-1991	HAR	101.50	0.454909	175.0	180.0	182.5	175.0	7	79.609075	21
5	ARVIND SINGH	26-08-1988	W B	101.65	0.454593	157.5	162.5	167.5	162.5	6	73.871363	44
6	MOHIT KUMAR	11-11-1998	DEL	99.10	0.460093	160.0	160.0	X	160.0	5	73.614880	45
7	PARDHA SARADHI VENKAT KUDUPUDI	14-06-1997	A P	104.15	0.449457	150.0	157.5	162.5	157.5	4	70.789478	56
8	BALAGOPAL UNNITHAN	04-06-2000	KER	97.60	0.463460	150.0	160.0	X	150.0	3	69.519000	58
9	RAJNISH KUMAR CHOUDHARY	26-02-1998	BIH	100.50	0.457040	140.0	142.5	150.0	150.0	2	68.556000	61
10	G.PRAVEEN KUMAR	24-09-1999	TEL	102.20	0.453442	137.5	137.5	147.5	147.5	1	66.882695	67
11	C AJIN	07-10-1996	KER	97.20	0.464375	130.0	135.0	140.0	140.0	1	65.012500	76
12	MAYANK B GAMIT	27-10-1997	GUJ	101.10	0.455756	130.0	137.5	145.0	137.5	1	62.666450	82
13	VIRAJ VINAYAK BORKAR	22-03-1991	GOA	103.20	0.451380	125.0	135.0	140.0	125.0	1	56.422500	96
14	SUSHANT SING	17-03-1986	GUJ	94.10	0.471720	95.0	105.0	110.0	110.0	1	51.889200	100
Open - 120kg												Open - 120kg
1	TIRATH RAM	04-12-1991	PUN	116.80	0.426837	202.5	205.0	205.0	202.5	12	86.434493	7

Place	Name	DOB	Team	Bd. Wt.	Coeff.	BP1	BP2	BP3	Best	Points	IPF GL Points	Place
2	AADESH SINGH	13-10-1996	J&K	110.40	0.437629	187.5	195.0	203.0	195.0	9	85.337655	9
3	AJEET SINGH TOMAR	12-12-1991	M P	118.00	0.424946	187.5	192.5	203.0	192.5	8	81.802105	14
4	PRATHEESH G	03-01-2000	KER	115.60	0.428768	180.0	185.0	192.5	185.0	7	79.322080	22
5	AJAY VERMA	15-10-1998	HP	117.30	0.426044	172.5	177.5	177.5	172.5	6	73.492590	46
6	HARSH SINGH	27-03-1999	DEL	107.00	0.443893	160.0	170.0	X	160.0	5	71.022880	55
7	GAURAV SINGH	23-10-2000	MAH	117.00	0.426519	160.0	160.0	170.0	160.0	4	68.243040	63
8	M S YADAV	29-11-1994	GOA	114.30	0.430907	157.5	162.5	162.5	157.5	3	67.867853	66
9	MANOJ JOSHI	26-11-2001	U P	105.10	0.447569	140.0	147.5	X	147.5	2	66.016428	69
-	JASBEER SINGH	12-01-1991	DEL	106.40	0.445040	160.0	160.0	X	-	-	-	-

Open - 120+Kg

Open - 120+Kg

1	VICKRAM JEET SINGH	06-04-1996	J&K	163.00	0.375151	190.0	202.5	202.5	190.0	12	71.278690	53
2	SURAJ YADAV	01-11-1992	GOA	126.70	0.412345	185.0	197.5	197.5	185.0	9	76.283825	36
3	SHAIK SAQUIB BASHA	29-08-1996	A P	138.10	0.398353	150.0	157.5	170.0	157.5	8	62.740598	81
4	MAYANK BOHRA	21-11-1997	RAJ	125.00	0.414663	132.5	140.0	140.0	140.0	7	58.052820	92
5	YOGESH YADAV	10-08-2000	RAJ	130.20	0.407771	120.0	130.0	137.5	137.5	6	56.068513	97
6	SYED SAAD IQBAL	12-09-1989	TEL	125.70	0.413701	135.0	140.0	140.0	135.0	5	55.849635	98
7	VUNNAM GNANESWAR REDDY	21-04-2000	KAR	138.20	0.398242	115.0	125.0	130.0	125.0	4	49.780250	102
8	AMIT KUMAR DWIVEDI	01-07-2001	M P	142.00	0.394120	117.5	125.0	130.0	125.0	3	49.265000	104

Best Lifter - Open

Place	Name	Team	Wt.Cat.	Bd.Wt.	Coeff.	Best BP	IPF GL Points
1	BHASKAR SHAH	PUN	105kg	103.40	0.450972	206.0	92.900232
2	MAYUR SHINDE	MAH	105kg	96.60	0.465761	192.5	89.658993
3	SOURAV KUMAR SINGH	JHA	93kg	92.22	0.476406	187.5	89.326125

Team Championship - Open



Place	Team	Points	Best Points	IPF GL Points
1	PUNJAB	39	12+12+8+6+1	400.122715
2	JAMMU AND KASHMIR	39	12+9+7+6+5	389.517385
3	MAHARASHTRA	38	9+9+8+8+4	394.791140
4	UTTAR PRADESH	37	12+9+9+5+2	387.397597
5	MADHYA PRADESH	37	12+9+8+5+3	367.974601
6	RAJASTHAN	33	12+7+7+6+1	339.265914
7	HARYANA	29	8+8+7+6	329.773620
8	GOA	26	9+8+4+3+2	373.903643
9	KERALA	21	9+7+3+1+1	352.666658
10	CHANDIGARH	19	12+7	169.610288

Team Championship - Open				
Place	Team	Points	Best Points	IPF GL Points
11	DELHI	17	6+5+5+1	281.549083
12	KARNATAKA	17	5+4+4+3+1	340.142223
13	JHARKHAND	16	12+2+1+1	273.454450
14	ANDHRA PRADESH	15	8+4+1+1+1	327.972381
15	WEST BENGAL	14	7+6+1	215.571216
16	BIHAR	10	4+3+2+1	292.612715
17	UTTARAKHAND	9	7+2	147.336115
18	TAMIL NADU	9	5+2+2	226.507765
19	TELANGANA	8	5+1+1+1	263.255278
20	ODISHA	6	6	82.287075
21	HIMACHAL PRADESH	6	6	73.492590
22	VIDARBHA	5	4+1	143.103740
23	GUJARAT	5	1+1+1+1+1	274.272055
24	ASSAM	3	3	72.826853
25	C C S C S B	2	1+1	121.469085
26	PUDUCHERRY	2	1+1	118.895310
27	MANIPUR	1	1	44.957130

Place	Name	DOB	Team	Bd. Wt.	Coeff.	BP1	BP2	BP3	Best	Points	IPF GL Points	Place
Sub Junior - 53kg						Sub Junior - 53kg						
1	ARUSH SHARMA	21-03-2007	J&K	51.63	0.650395	100.0	107.5	110.0	110.0	12	71.543450	6
2	AYUSH KUMAR	01-01-2007	JHA	52.03	0.647561	97.5	102.5	105.0	105.0	9	67.993905	12
3	HIMANSHU GHUSAR	08-04-2006	M P	52.80	0.642205	95.0	97.5	402.5	97.5	8	62.614988	29
4	BENISON MARWEIN	12-07-2006	MEG	52.40	0.644971	90.0	95.0	402.5	95.0	7	61.272245	33
5	ASHRAF	01-01-2007	U P	52.65	0.643238	90.0	95.0	400.0	95.0	6	61.107610	34
6	VEDANT KADAM	03-06-2006	MAH	52.90	0.641519	92.5	95.0	400.0	95.0	5	60.944305	37
7	VIGNESH M J	14-03-2007	T N	52.31	0.645598	87.5	92.5	97.5	92.5	4	59.717815	39
8	AVNIEL SAVEO DSOUZA	24-07-2007	KAR	50.90	0.655662	85.0	87.5	87.5	85.0	3	55.731270	54
9	JITU PRAVEEN SHARMA	20-10-2007	GUJ	53.00	0.640836	75.0	85.0	90.0	85.0	2	54.471060	59
10	KARAN PILOJPARA	04-04-2006	GUJ	52.35	0.645319	75.0	82.5	85.0	82.5	1	53.238818	63
11	VYOM JAWA	31-03-2009	RAJ	52.90	0.641519	80.0	82.5	90.0	82.5	1	52.925318	66
12	MRIGANKA SARKAR	01-04-2006	W B	52.00	0.647772	77.5	82.5	85.0	77.5	1	50.202330	69
13	DARSH PATIL	06-10-2006	MAH	51.45	0.651682	75.0	82.5	82.5	75.0	1	48.876150	74
14	MUHAMMED SHABAN T	25-01-2007	KER	52.23	0.646157	67.5	70.0	72.5	70.0	1	45.230990	81
15	KANHAIYA SAINI	09-05-2008	J&K	52.42	0.644832	70.0	75.0	75.0	70.0	1	45.138240	83
16	KATHI KARTHIK	08-10-2009	A P	49.50	0.666118	55.0	65.0	67.5	65.0	1	43.297670	88
17	FABREGAS LYNGDOH	09-03-2010	MEG	44.80	0.705049	35.0	40.0	45.0	45.0	1	31.727205	96

Place	Name	DOB	Team	Bd. Wt.	Coeff.	BP1	BP2	BP3	Best	Points	IPF GL Points	Place
18	MOHAMMAD DANISH AHMED	31-01-2006	CHT	51.46	0.651610	45.0	60.0	60.0	45.0	1	29.322450	98
19	RAJKUMAR NELSON	08-10-2008	MAN	52.90	0.641519	35.0	37.5	45.0	45.0	1	28.868355	99
Sub Junior - 59kg						Sub Junior - 59kg						
1	NITIN CHAUDHARY	15-04-2006	U P	57.93	0.609599	107.5	110.0	112.5	112.5	12	68.579888	9
2	ANAND KUMAR MAHTO	10-11-2006	JHA	57.60	0.611548	105.0	440.0	440.0	105.0	9	64.212540	19
3	PRATHAM LALWANI	05-06-2006	RAJ	58.53	0.606103	92.5	95.0	95.0	92.5	8	56.064528	51
4	UJJWAL JOSHI	21-12-2008	UTK	57.70	0.610956	85.0	90.0	95.0	90.0	7	54.986040	58
5	MOHAMMED MEHFIN	19-02-2006	KER	58.90	0.603977	82.5	85.0	87.5	85.0	6	51.338045	67
6	JOLDAPPKE ROHIT	27-04-2008	TEL	56.72	0.616841	75.0	80.0	82.5	80.0	5	49.347280	72
7	JAIMIN PARMAR	17-02-2007	GUJ	54.30	0.632137	70.0	75.0	82.5	75.0	4	47.410275	77
8	AKSH KHANDURI	07-09-2007	PUN	58.30	0.607436	67.5	72.5	75.0	72.5	3	44.039110	86
9	ARYAN RAO	11-10-2010	A P	57.70	0.610956	60.0	62.5	62.5	60.0	2	36.657360	93
-	RAHUL CHOUHAN	18-03-2006	M P	56.00	0.621275	400.0	400.0	400.0	-	-	-	-
-	SOHOM MONDAL	26-09-2006	W B	57.55	0.611846	90.0	90.0	400.0	-	-	-	-
-	PRAJAPATI NEERAJ	26-06-2006	GUJ	58.54	0.606045	92.5	92.5	92.5	-	-	-	-
Sub Junior - 66kg						Sub Junior - 66kg						
1	ABHISHEK RAJ	22-07-2006	BIH	65.83	0.568005	105.0	122.5	420.0	122.5	12	69.580613	8
2	VANSH KAPOOR	29-09-2006	HAR	66.00	0.567205	115.0	422.5	422.5	115.0	9	65.228575	16
3	NITIN YADAV	14-10-2006	M P	62.51	0.584376	105.0	107.5	440.0	107.5	8	62.820420	26
4	KARTIK SHARMA	26-11-2006	M P	65.92	0.567581	105.0	407.5	407.5	105.0	7	59.596005	40
5	EDIAN SHEMPHANG THANGKHIEW	16-11-2007	MEG	66.00	0.567205	105.0	407.5	407.5	105.0	6	59.556525	41
6	ARYAN RANA	27-02-2006	DEL	64.33	0.575219	100.0	407.5	407.5	100.0	5	57.521900	43
7	MOHAMMED ARIF KARADI	27-12-2006	GOA	65.15	0.571239	95.0	100.0	405.0	100.0	4	57.123900	45
8	SANSKAR SARDAR	04-05-2006	MAH	65.40	0.570043	97.5	400.0	405.0	97.5	3	55.579193	55
9	ABHIJITH P A	06-01-2006	KER	66.00	0.567205	95.0	402.5	407.5	95.0	2	53.884475	61
10	SHASHI KUMAR	10-02-2006	BIH	66.00	0.567205	87.5	92.5	92.5	87.5	1	49.630438	71
11	THANUJ S POOJARY	25-04-2006	KAR	64.43	0.574728	80.0	82.5	90.0	82.5	1	47.415060	76
12	MUKUL KAUSHIK	27-09-2008	HAR	63.68	0.578437	60.0	65.0	72.5	65.0	1	37.598405	92
-	BENNET ALOYSIOUS TAYLOR	02-12-2007	T N	66.00	0.567205	95.0	95.0	95.0	-	-	-	-
Sub Junior - 74kg						Sub Junior - 74kg						
1	AJAY PRATAP SINGH TOMAR	05-07-2007	M P	74.00	0.533300	132.5	138.0	140.0	140.0	12	74.662000	3 <u>☺</u>
2	SOHEL ESHAN	23-03-2006	JHA	73.00	0.537173	125.0	135.0	440.0	135.0	9	72.518355	5
3	VIJAY KUMAR	11-08-2007	RAJ	71.25	0.544187	120.0	125.0	435.0	125.0	8	68.023375	11
4	VANSH GUPTA	18-03-2006	DEL	72.87	0.537684	117.5	420.0	432.5	117.5	7	63.177870	23
5	VAIBHAV THAKUR	31-01-2007	J&K	73.48	0.535302	110.0	112.5	117.5	117.5	6	62.897985	25
6	ERIC SALDI	21-09-2006	PUN	74.00	0.533300	115.0	422.5	425.0	115.0	5	61.329500	32
7	SHIVANSHU	12-07-2006	HAR	73.05	0.536977	110.0	112.5	420.0	112.5	4	60.409913	38
8	NISHAR CHAUHAN	06-08-2008	HAR	73.95	0.533491	105.0	440.0	440.0	105.0	3	56.016555	53

Place	Name	DOB	Team	Bd. Wt.	Coeff.	BP1	BP2	BP3	Best	Points	IPF GL Points	Place
9	DARAPUREDDY CHERAN SURYA	16-01-2008	TEL	72.50	0.539146	90.0	95.0	102.5	102.5	2	55.262465	56
10	ADITY GIRI	18-01-2006	HP	67.45	0.560531	95.0	100.0	402.5	100.0	1	56.053100	52
11	AUSTIN SIMON	15-03-2006	KER	69.50	0.551516	100.0	440.0	440.0	100.0	1	55.151600	57
12	KRISHNA DHANDHANIA	15-01-2008	ODI	72.40	0.539544	100.0	405.0	405.0	100.0	1	53.954400	60
13	SHAIK SHAHEED	07-07-2007	TEL	68.00	0.558065	90.0	95.0	402.5	95.0	1	53.016175	65
14	HARSHA HEGDE	24-01-2006	KAR	71.40	0.543574	90.0	92.5	400.0	92.5	1	50.280595	68
15	ALHAAN SHAIKH	01-01-2008	GOA	68.85	0.554323	80.0	90.0	90.0	80.0	1	44.345840	85
16	YUMNAM OPENDRO	11-03-2011	MAN	70.80	0.546041	30.0	40.0	45.0	45.0	1	24.571845	103
-	ABDULLA ANAS A	01-11-2007	T N	69.00	0.553671	87.5	87.5	87.5	-	-	-	-
Sub Junior - 83kg						Sub Junior - 83kg						
1	AHSHAM QURESHI	01-01-2007	M P	79.85	0.512414	125.0	127.5	430.0	127.5	12	65.332785	15
2	PRIYANSHU DUSHAD YADAV	11-11-2006	DEL	80.20	0.511253	445.0	122.5	127.5	127.5	9	65.184758	17
3	PRANEEL MAHESWARAN	02-10-2006	T N	80.95	0.508797	112.5	120.0	125.0	125.0	8	63.599625	22
4	MUKUL SETH	02-09-2007	J&K	81.70	0.506382	115.0	122.5	425.0	122.5	7	62.031795	31
5	KARAN RATHEE	01-11-2007	HAR	77.90	0.519057	110.0	120.0	422.5	120.0	6	62.286840	30
6	DARWIN HORTA	20-10-2007	MAH	83.00	0.502293	107.5	112.5	425.0	112.5	5	56.507963	49
7	IHSAN AHMAD RAIYYAN	22-10-2006	KER	83.00	0.502293	105.0	442.5	112.5	112.5	4	56.507963	50
8	HASSANPREET SINGH	18-03-2006	PUN	82.10	0.505111	402.5	105.0	445.0	105.0	3	53.036655	64
9	MAYANK SINGH	10-04-2006	CHT	78.80	0.515954	95.0	440.0	425.0	95.0	2	49.015630	73
10	DEESHAN SHARMA	12-05-2008	CHN	75.70	0.526927	92.5	92.5	400.0	92.5	1	48.740748	75
11	JAEDEN BARRETO	19-01-2006	GOA	80.15	0.511419	85.0	90.0	92.5	92.5	1	47.306258	78
12	ABHIMANYU CHATTERJEE	01-12-2010	JHA	78.80	0.515954	75.0	90.0	X	75.0	1	38.696550	90
13	CAROLIN CHINGAKHAM	10-01-2006	MAN	77.60	0.520107	67.5	72.5	77.5	72.5	1	37.707758	91
-	VIKAS CHAHAR	01-01-2006	HAR	82.20	0.504795	442.5	442.5	442.5	-	-	-	-
Sub Junior - 93kg						Sub Junior - 93kg						
1	SUNIL SUKHWAL	17-01-2007	RAJ	89.64	0.483142	137.5	142.5	148.0	148.0	12	71.505016	7
2	DAWAR JAVEED	23-11-2006	J&K	87.90	0.487897	135.0	140.0	448.0	140.0	9	68.305580	10
3	NIKHIL KUMAR	24-10-2006	J&K	92.62	0.475394	440.0	140.0	448.0	140.0	8	66.555160	13
4	KARTIK BOYAT	08-04-2006	RAJ	86.40	0.492141	435.0	135.0	440.0	135.0	7	66.439035	14
5	VANSH DABAS	25-11-2006	DEL	89.77	0.482794	130.0	435.0	435.0	130.0	6	62.763220	27
6	SAHIL	25-09-2006	HAR	83.10	0.501983	445.0	122.5	127.5	127.5	5	64.002833	20
7	RISHABH SAINDANE	16-12-2006	GUJ	91.56	0.478095	427.5	127.5	445.0	127.5	4	60.957113	36
8	YADUKRISHNA N	17-11-2006	KER	83.10	0.501983	117.5	125.0	440.0	125.0	3	62.747875	28
9	NAVRATAN KALIYA	28-09-2007	TEL	87.93	0.487813	420.0	425.0	125.0	125.0	2	60.976625	35
10	SPARSH RAJVANSHI	18-09-2006	U P	91.16	0.479129	120.0	425.0	X	120.0	1	57.495480	44
11	RISHAB TUHAN	07-03-2007	CHN	86.42	0.492083	105.0	115.0	425.0	115.0	1	56.589545	48
12	AMAAN SHAIKH	31-12-2007	GOA	91.58	0.478043	405.0	105.0	440.0	105.0	1	50.194515	70
13	SARAN ELAYARAJA	29-11-2006	T N	92.36	0.476051	95.0	400.0	400.0	95.0	1	45.224845	82

Place	Name	DOB	Team	Bd. Wt.	Coeff.	BP1	BP2	BP3	Best	Points	IPF GL Points	Place
14	ADITHYA	28-02-2007	KAR	93.00	0.474440	82.5	87.5	87.5	82.5	1	39.141300	89
15	AMIT DIXIT	12-03-2010	HAR	86.89	0.490739	50.0	52.5	55.0	55.0	1	26.990645	101
-	AHSHAM ANSARI	19-05-2006	M P	84.18	0.498683	120.0	120.0	120.0	-	-	-	-
Sub Junior - 105kg											Sub Junior - 105kg	
1	LAKSHAY KUNDU	20-04-2007	HAR	104.20	0.449357	157.5	168.0	173.0	173.0	12	77.738761	1 
2	GOURAV KOWATRA	01-02-2006	DEL	104.50	0.448758	165.0	167.5	172.5	172.5	9	77.410755	2 
3	AARUSH LAKRA	30-09-2007	DEL	100.00	0.458121	157.5	162.5	167.5	162.5	8	74.444663	4
4	TOYIB AYAZ	11-03-2006	J&K	93.80	0.472456	132.5	137.5	140.0	137.5	7	64.962700	18
5	RIYAS KS	04-05-2006	KER	102.50	0.452819	110.0	120.0	125.0	125.0	6	56.602375	47
6	KANARAM NODAL	26-09-2006	RAJ	94.20	0.471476	95.0	95.0	100.0	100.0	5	47.147600	79
7	RISHABH JAT	03-06-2007	M P	94.80	0.470021	100.0	100.0	100.0	100.0	4	47.002100	80
8	CHOUDHARY KULDEEP	09-08-2007	RAJ	93.20	0.473941	65.0	70.0	75.0	75.0	3	35.545575	94
9	K SAI ANURAG	27-06-2007	TEL	96.40	0.466227	70.0	75.0	77.5	70.0	2	32.635890	95
10	venu Sagar Dommeti	19-01-2008	A P	98.80	0.460759	47.5	50.0	55.0	50.0	1	23.037950	104
Sub Junior - 120kg											Sub Junior - 120kg	
1	JATIN	26-05-2008	CHN	105.20	0.447372	140.0	142.5	X	142.5	12	63.750510	21
2	RAGHAV SHARMA	05-12-2006	J&K	110.00	0.438346	120.0	125.0	130.0	130.0	9	56.984980	46
3	MOHAMMAD SHOAIB KHAN	20-09-2007	M P	116.50	0.427316	125.0	125.0	125.0	125.0	8	53.414500	62
4	TANISHQ PASRIJA	19-03-2006	DEL	117.50	0.425729	97.5	105.0	110.0	105.0	7	44.701545	84
5	RAGHAV BARNAL	12-05-2006	J&K	118.00	0.424946	97.5	102.5	107.5	102.5	6	43.556965	87
6	MUHAMMAD SWALIH	12-07-2007	KER	110.70	0.437095	65.0	72.5	80.0	72.5	5	31.689388	97
7	ARYAN DURGULE	12-08-2010	MAH	109.50	0.439249	55.0	57.5	60.0	57.5	4	25.256818	102
-	KISHAN S	22-04-2007	KAR	112.20	0.434468	90.0	95.0	95.0	-	-	-	-
Sub Junior - 120+Kg											Sub Junior - 120+Kg	
1	DHRUV VASHIST	30-07-2007	DEL	120.60	0.420983	145.0	150.0	152.5	150.0	12	63.147450	24
2	DISHANK RANA	22-12-2006	DEL	129.40	0.408793	135.0	142.5	153.0	142.5	9	58.253003	42
3	VYOM GOYAL	11-09-2009	CHN	120.20	0.421581	60.0	67.5	70.0	67.5	8	28.456718	100

Best Lifter - Sub Junior

Place	Name	Team	Wt.Cat.	Bd.Wt.	Coeff.	Best BP	IPF GL Points
1	LAKSHAY KUNDU	HAR	105kg	104.20	0.449357	173.0	77.738761
2	GOURAV KOWATRA	DEL	105kg	104.50	0.448758	172.5	77.410755
3	AJAY PRATAP SINGH TOMAR	M P	74kg	74.00	0.533300	140.0	74.662000

Team Championship - Sub Junior

Place	Team	Points	Best Points	IPF GL Points
1	MADHYA PRADESH	48	12+12+8+8+8	318.844693

Team Championship - Sub Junior				
Place	Team	Points	Best Points	IPF GL Points
2	DELHI	47	12+9+9+9+8	338.440629
3	JAMMU AND KASHMIR	45	12+9+9+8+7	328.351870
4	RAJASTHAN	40	12+8+8+7+5	309.179554
5	HARYANA	36	12+9+6+5+4	329.666922
6	JHARKHAND	28	9+9+9+1	243.421350
7	KERALA	24	6+6+5+4+3	258.885646
8	CHANDIGARH	22	12+8+1+1	197.537521
9	UTTAR PRADESH	19	12+6+1	187.182978
10	MAHARASHTRA	18	5+5+4+3+1	247.164429
11	MEGHALAYA	14	7+6+1	152.555975
12	BIHAR	13	12+1	119.211051
13	TAMIL NADU	13	8+4+1	168.542285
14	TELANGANA	12	5+2+2+2+1	251.238435
15	PUNJAB	11	5+3+3	158.405265
16	GUJARAT	11	4+4+2+1	216.077266
17	UTTARAKHAND	7	7	54.986040
18	GOA	7	4+1+1+1	198.970513
19	KARNATAKA	6	3+1+1+1	192.568225
20	ANDHRA PRADESH	4	2+1+1	102.992980
21	CHHATTISGARH	3	2+1	78.338080
22	MANIPUR	3	1+1+1	91.147958
23	HIMACHAL PRADESH	1	1	56.053100
24	ODISHA	1	1	53.954400
25	WEST BENGAL	1	1	50.202330

Place	Name	DOB	Team	Bd. Wt.	Coeff.	BP1	BP2	BP3	Best	Points	IPF GL Points	Place
Junior - 53kg						Junior - 53kg						
1	SONU SHARMA	26-01-2003	JHA	52.58	0.643722	440.0	110.0	112.5	112.5	12	72.418725	27
2	NITHISHKUMAR SHANMUGAM	15-06-2001	T N	51.75	0.649541	90.0	100.0	102.5	100.0	9	64.954100	58
3	RAM JI	15-08-2004	U P	51.34	0.652472	97.5	102.5	102.5	97.5	8	63.616020	66
4	SANJAY YADAV	28-11-2002	DEL	52.91	0.641451	97.5	102.5	102.5	97.5	7	62.541473	73
5	KUNAL GANVIR	25-03-2004	VID	48.10	0.677070	95.0	97.5	97.5	95.0	6	64.321650	60
6	KEERTHAN KEERTHAN	29-10-2003	KAR	51.90	0.648478	90.0	92.5	97.5	92.5	5	59.984215	80
7	BABUL SINGH YUVRAJ	01-01-2004	BIH	52.30	0.645668	90.0	92.5	97.5	92.5	4	59.724290	81
8	LOKESH GHUSAR	30-01-2004	M P	52.50	0.644276	90.0	92.5	92.5	90.0	3	57.984840	88
9	RUPAM DEWANGAN	14-08-2002	CHT	52.64	0.643307	80.0	85.0	85.0	85.0	2	54.681095	94
10	JISHNU V	14-07-2001	KER	52.35	0.645319	75.0	80.0	82.5	82.5	1	53.238818	97

Place	Name	DOB	Team	Bd. Wt.	Coeff.	BP1	BP2	BP3	Best	Points	IPF GL Points	Place
11	RITHIK SAHU	21-12-2001	TEL	51.29	0.652832	65.0	72.5	77.5	77.5	1	50.594480	104
12	KAPIL	17-10-2003	HAR	52.76	0.642480	77.5	82.5	82.5	77.5	1	49.792200	106
13	SUNIL NAGAURA	18-01-2003	RAJ	52.58	0.643722	70.0	75.0	80.0	75.0	1	48.279150	110
14	DEEPAK KORI	28-02-2003	GUJ	52.80	0.642205	65.0	67.5	70.0	67.5	1	43.348838	114
15	MASULLA RAGHAVENDRA	08-09-2005	A P	42.00	0.731497	50.0	57.5	62.5	57.5	1	42.061078	116
16	CHINGAKHAM ENGLAN	10-10-2005	MAN	52.30	0.645668	47.5	52.5	60.0	52.5	1	33.897570	120
Junior - 59kg												Junior - 59kg
1	RUDRAKSH TIWARI	25-01-2003	CHT	57.80	0.610365	445.0	115.0	420.0	115.0	12	70.191975	37
2	ILAMPARITHI B	28-06-2001	PUD	57.70	0.610956	105.0	440.0	112.5	112.5	9	68.732550	44
3	MOHAMMAD SHAF	29-11-2005	HAR	58.90	0.603977	405.0	105.0	110.0	110.0	8	66.437470	52
4	BHAVAN SINGH	27-12-2002	J&K	57.90	0.609776	407.5	407.5	107.5	107.5	7	65.550920	55
5	GANESH DILEEP DAGE	12-12-2001	KAR	58.50	0.606276	95.0	102.5	105.0	105.0	6	63.658980	65
6	TUSHAR MEHRA	27-05-2001	DEL	58.60	0.605699	405.0	105.0	407.5	105.0	5	63.598395	67
7	ROHAN ABHANG	25-05-2003	MAH	58.20	0.608018	400.0	100.0	102.5	102.5	4	62.321845	74
8	RAHUL KUMAR PANDIT	15-01-2003	BIH	57.35	0.613038	95.0	97.5	405.0	95.0	3	58.238610	87
9	MOHAMMED ASIF	26-10-2003	TEL	57.75	0.610660	85.0	90.0	90.0	85.0	2	51.906100	100
10	BHARAT KUMAR YAJJIPURAPU	03-12-2005	A P	59.00	0.603406	85.0	85.0	400.0	85.0	1	51.289510	101
11	KUNAL KUMAR	04-04-2005	BIH	57.20	0.613937	80.0	80.0	82.5	82.5	1	50.649803	103
12	LAISHRAM MANGAL KHUMAN	02-06-2004	MAN	57.30	0.613337	50.0	60.0	60.0	50.0	1	30.666850	122
-	SAHFAN PC	24-02-2001	KER	57.85	0.610070	82.5	82.5	82.5	-	-	-	-
-	AMRITANSHU SAHOO	01-12-2003	ODI	58.10	0.608602	445.0	447.5	447.5	-	-	-	-
-	NISHANT SINGH	26-02-2003	U P	58.39	0.606913	97.5	97.5	97.5	-	-	-	-
-	JERWIN ISSAC J	25-11-2004	T N	58.58	0.605814	97.5	97.5	97.5	-	-	-	-
-	SAARANG KUMAR	08-10-2002	HP	59.00	0.603406	445.0	447.5	420.0	-	-	-	-
Junior - 66kg												Junior - 66kg
1	MOHIT YADAV	07-01-2001	VID	65.28	0.570616	142.5	145.0	447.5	145.0	12	82.739320	5
2	MAXIMUS ARANHA	15-09-2003	VID	64.31	0.575317	130.0	135.0	140.0	140.0	9	80.544380	7
3	SOUMEN SENAPATI	18-12-2003	ODI	65.53	0.569424	137.5	140.0	442.5	140.0	8	79.719360	9
4	HIMANSHU	01-04-2003	HAR	64.39	0.574924	130.0	437.5	137.5	137.5	7	79.052050	10
5	ANSHU SHARMA	23-01-2001	J&K	65.00	0.571960	130.0	137.5	445.0	137.5	6	78.644500	12
6	PRITISH KUJUR	22-09-2001	JHA	65.87	0.567816	427.5	135.0	442.5	135.0	5	76.655160	17
7	MADHAV GAUR	04-07-2003	KAR	64.80	0.572927	117.5	422.5	122.5	122.5	4	70.183558	38
8	ANUPOL CHOUDHURY	03-12-2003	ASA	65.90	0.567675	115.0	422.5	122.5	122.5	3	69.540188	41
9	CHANDERKANT NA	24-02-2004	HP	65.20	0.570999	440.0	115.0	120.0	120.0	2	68.519880	45
10	AMAN TAMTA	14-02-2001	UTK	65.28	0.570616	117.5	422.5	422.5	117.5	1	67.047380	49
11	NITIN	11-03-2004	RAJ	65.65	0.568855	110.0	115.0	420.0	115.0	1	65.418325	57
12	KARAN PRAKASH	11-10-2001	BIH	65.28	0.570616	112.5	445.0	445.0	112.5	1	64.194300	61
13	PATHIKADARSH SRIWAL	26-09-2003	CHN	63.34	0.580143	440.0	440.0	110.0	110.0	1	63.815730	64

Place	Name	DOB	Team	Bd. Wt.	Coeff.	BP1	BP2	BP3	Best	Points	IPF GL Points	Place
14	KRISH JOSHI	29-08-2003	RAJ	63.97	0.576994	407.5	110.0	447.5	110.0	1	63.469340	68
15	AUM BHALCHANDRA DESAI	17-04-2001	MAH	64.00	0.576845	110.0	447.5	447.5	110.0	1	63.452950	69
16	RUPESH KUMAR	20-03-2001	HP	63.30	0.580345	80.0	85.0	95.0	85.0	1	49.329325	108
-	YUSUF KHAN	13-07-2002	M P	63.20	0.580850	445.0	445.0	445.0	-	-	-	-
Junior - 74kg												Junior - 74kg
1	SAMEER SIDDIQUI	21-01-2001	U P	73.90	0.533683	142.5	147.5	450.0	147.5	12	78.718243	11
2	HANJABAM HRITIKRAJ SHARMA	06-03-2003	MAN	73.05	0.536977	442.5	142.5	145.0	145.0	9	77.861665	14
3	AJAY KUMAR	07-07-2001	CHN	73.35	0.535807	440.0	145.0	450.0	145.0	8	77.692015	15
4	VEDANT JOSHI	09-11-2003	KAR	72.27	0.540062	132.5	142.5	445.0	142.5	7	76.958835	16
5	MOHAMMAD ASHRAF	30-12-2002	DEL	72.35	0.539743	132.5	140.0	445.0	140.0	6	75.564020	21
6	VISHAVJEET	02-02-2004	HAR	73.35	0.535807	137.5	440.0	445.0	137.5	5	73.673463	24
7	GAURANG SRIWAL	05-07-2004	CHN	72.05	0.540943	445.0	120.0	132.5	132.5	4	71.674948	28
8	AKASH KATH	12-10-2002	J&K	72.20	0.540342	130.0	437.5	442.5	130.0	3	70.244460	35
9	ABHISHEK PATANKAR	06-08-2001	MAH	72.25	0.540142	125.0	130.0	432.5	130.0	2	70.218460	36
10	DEEPENDRA KAURAV	23-09-2002	M P	73.45	0.535418	430.0	130.0	440.0	130.0	1	69.604340	40
11	SHUBHAM SHIVTARKAR	18-04-2004	MAH	70.50	0.547289	127.5	435.0	435.0	127.5	1	69.779348	39
12	ABISHAKE SAHANI	12-10-2003	GOA	71.90	0.541546	127.5	432.5	432.5	127.5	1	69.047115	42
13	DHARANESHWARA KENNEDI. A	07-04-2003	T N	73.40	0.535613	125.0	435.0	435.0	125.0	1	66.951625	50
14	GAURAV PAGARE	07-01-2002	GUJ	73.65	0.534645	112.5	117.5	120.0	120.0	1	64.157400	62
15	HARIVARI RAMESH SHARMA	02-01-2001	A P	70.90	0.545627	117.5	425.0	430.0	117.5	1	64.111173	63
16	J LAVA KUMAR	14-09-2004	A P	72.65	0.538552	110.0	117.5	422.5	117.5	1	63.279860	71
17	OMKAR CHAURASIYA	20-06-2001	GOA	73.95	0.533491	407.5	112.5	447.5	112.5	1	60.017738	79
18	PRINCE KUMAR SINGH	11-02-2002	BIH	73.38	0.535690	102.5	110.0	442.5	110.0	1	58.925900	84
19	MIHIR SOLANKI	01-11-2002	GUJ	68.35	0.556514	105.0	442.5	442.5	105.0	1	58.433970	85
20	JANAN SINGH THINGUJAM	09-01-2005	MAN	69.50	0.551516	30.0	40.0	50.0	40.0	1	22.060640	123
Junior - 83kg												Junior - 83kg
1	AMRITPAL SINGH	12-03-2002	PUN	81.60	0.506702	472.5	472.5	172.5	172.5	12	87.406095	3 <u>☞</u>
2	ABDUL MOMIN DAR	02-05-2002	J&K	81.75	0.506223	160.0	162.5	465.0	162.5	9	82.261238	6
3	VIKRAM SRIRAMULU	15-04-2004	T N	82.70	0.503226	460.0	160.0	462.5	160.0	8	80.516160	8
4	SOURABH MAL	07-01-2005	RAJ	81.10	0.508311	150.0	460.0	460.0	150.0	7	76.246650	18
5	SAGAR GUPTA	06-04-2001	HAR	77.40	0.520810	145.0	450.0	450.0	145.0	6	75.517450	22
6	PARVA PANDYA	30-08-2003	GUJ	79.20	0.514595	145.0	450.0	452.5	145.0	5	74.616275	23
7	HARSH BAGHEL	17-07-2004	DEL	83.00	0.502293	135.0	145.0	450.0	145.0	4	72.832485	26
8	AKASH ROBIN	21-12-2002	T N	80.25	0.511088	130.0	435.0	X	130.0	3	66.441440	51
9	NILAJ GOPE	22-12-2001	W B	82.40	0.504165	130.0	437.5	437.5	130.0	2	65.541450	56
10	KARAN KOL	13-06-2003	M P	80.40	0.510594	122.5	430.0	430.0	122.5	1	62.547765	72
11	KUMBHA AJAY	29-05-2003	A P	82.80	0.502914	100.0	110.0	445.0	110.0	1	55.320540	93
12	SANDEEP KUMAR MEDIDI	08-12-2005	A P	80.50	0.510266	72.5	80.0	82.5	82.5	1	42.096945	115

Place	Name	DOB	Team	Bd. Wt.	Coeff.	BP1	BP2	BP3	Best	Points	IPF GL Points	Place
13	SHUBHAM THAPLIYAL	29-11-2003	UTK	79.15	0.514764	70.0	77.5	77.5	70.0	1	36.033480	119
Junior - 93kg												Junior - 93kg
1	PRABHAT VERMA	10-12-2001	U P	89.73	0.482901	172.5	180.0	186.0	186.0	12	89.819586	2 <u>☺</u>
2	ANKIT KUMAR	28-06-2001	JHA	90.87	0.479885	160.0	167.5	172.5	172.5	9	82.780163	4
3	SAWAN LOT	15-03-2002	M P	92.44	0.475848	162.5	165.0	167.5	165.0	8	78.514920	13
4	DEEPANSHU DAHIYA	01-11-2002	DEL	92.64	0.475343	160.0	160.0	167.5	160.0	7	76.054880	20
5	ASIT KUMAR SINGH	24-08-2004	ODI	91.72	0.477683	142.5	147.5	152.5	152.5	6	72.846658	25
6	AKASH KUMAR SINGH	15-04-2005	BIH	89.23	0.484247	135.0	140.0	147.5	147.5	5	71.426433	30
7	VISHAL KUMAR	03-02-2001	J&K	87.53	0.488931	140.0	145.0	147.5	145.0	4	70.894995	34
8	UMAR MUKKTHAR	29-12-2001	T N	89.60	0.483249	135.0	137.5	142.5	142.5	3	68.862983	43
9	VISHAL PRAJAPAT	04-07-2002	RAJ	91.35	0.478637	135.0	142.5	150.0	142.5	2	68.205773	47
10	MOHIT TAK	16-10-2003	RAJ	87.97	0.487702	135.0	140.0	147.5	140.0	1	68.278280	46
11	RAKSHITH V	25-12-2002	KAR	91.08	0.479337	125.0	130.0	140.0	140.0	1	67.107180	48
12	ADIL AYOOB	22-03-2005	KER	91.42	0.478456	130.0	135.0	140.0	135.0	1	64.591560	59
13	UTTARKAR MAHESH RAO	25-04-2001	A P	89.62	0.483196	110.0	120.0	120.0	110.0	1	53.151560	98
14	FAVEEN RIZZIEO COLACO	24-08-2002	GOA	92.39	0.475975	107.5	120.0	120.0	107.5	1	51.167313	102
15	NITIN PILWAN	04-01-2004	HAR	84.79	0.496853	97.5	97.5	100.0	100.0	1	49.685300	107
-	DARSHAN	29-07-2001	HAR	90.69	0.480356	160.0	165.0	165.0	-	-	-	-
-	TARUN SONI	07-10-2004	HP	91.20	0.479026	115.0	120.0	120.0	-	-	-	-
-	SIDDHARTH PANDEY	02-08-2001	UTK	91.42	0.478456	135.0	140.0	140.0	-	-	-	-
-	TANMAY MOHAN PATIL	28-02-2002	MAH	91.70	0.477734	165.0	165.0	165.0	-	-	-	-
-	MOHD DANISH	04-03-2003	J&K	91.98	0.477017	150.0	150.0	150.0	-	-	-	-
-	NITIN	17-08-2004	DEL	93.00	0.474440	140.0	142.5	142.5	-	-	-	-
Junior - 105kg												Junior - 105kg
1	VINAL KAMBOJ	16-06-2002	HAR	96.40	0.466227	192.5	197.5	202.5	197.5	12	92.079833	1 <u>☺</u>
2	SRINU	11-11-2001	CHT	104.80	0.448162	150.0	162.5	170.0	170.0	9	76.187540	19
3	ARMAN ANSARI	17-03-2003	JHA	96.25	0.466577	147.5	152.5	160.0	152.5	8	71.152993	33
4	SYED ZEESHAN	29-10-2002	KAR	102.15	0.453546	140.0	145.0	145.0	145.0	7	65.764170	54
5	SIVAGURU C	12-09-2005	T N	96.90	0.465066	130.0	142.5	155.0	142.5	6	66.271905	53
6	KRISH CHADHA	24-11-2005	J&K	102.40	0.453026	140.0	150.0	155.0	140.0	5	63.423640	70
7	HAKIM NOORDEEN	21-08-2001	T N	96.30	0.466460	127.5	132.5	132.5	127.5	4	59.473650	82
8	ABHINAV SUNIL KUMAR	07-04-2004	KER	96.20	0.466694	110.0	125.0	140.0	125.0	3	58.336750	86
9	KONJENGBAM SHEITYAJIT SINGH	05-03-2002	MAN	105.00	0.447766	115.0	125.0	142.5	125.0	2	55.970750	91
10	LYSANDER ARAUJO	15-09-2002	GOA	94.00	0.471965	110.0	120.0	122.5	122.5	1	57.815713	90
11	NILESH PAUL	26-04-2005	ASA	98.20	0.462101	120.0	125.0	130.0	120.0	1	55.452120	92
12	ABHINAV LODHI	20-07-2004	UTK	96.30	0.466460	115.0	120.0	120.0	115.0	1	53.642900	96
13	SURYA SANKAR S	11-02-2001	KER	102.70	0.452406	105.0	105.0	125.0	105.0	1	47.502630	111
14	GITANSH BEHL	02-05-2004	CHN	97.00	0.464835	87.5	97.5	100.0	87.5	1	40.673063	117

Place	Name	DOB	Team	Bd. Wt.	Coeff.	BP1	BP2	BP3	Best	Points	IPF GL Points	Place
15	VENUMANIKANTA DOMMETI	28-06-2003	A P	101.30	0.455332	60.0	67.5	70.0	67.5	1	30.734910	121
Junior - 120kg						Junior - 120kg						
1	RITURAJ SINGH	05-09-2002	U P	113.00	0.433095	152.5	162.5	165.0	165.0	12	71.460675	29
2	MAYURESH U MHASHILKAR	27-12-2004	GUJ	113.20	0.432755	150.0	160.0	165.0	165.0	9	71.404575	31
3	MUHHAMED DAYAM SHAMS	12-03-2001	W B	110.00	0.438346	150.0	157.5	162.5	162.5	8	71.231225	32
4	SUMIT	08-06-2002	DEL	119.40	0.422790	142.5	147.5	152.5	142.5	7	60.247575	78
5	LAKSHYAJEET	08-11-2003	RAJ	115.40	0.429094	132.5	137.5	145.0	137.5	6	59.000425	83
6	AMAN MOHAMMED	13-12-2003	KER	115.20	0.429421	115.0	122.5	125.0	125.0	5	53.677625	95
7	UJJWAL CHANSORIYA	14-07-2005	M P	110.70	0.437095	92.5	97.5	102.5	92.5	4	40.431288	118
Junior - 120+Kg						Junior - 120+Kg						
1	ARJUN VATS	08-10-2002	DEL	144.00	0.392046	147.5	152.5	155.0	155.0	12	60.767130	75
2	DIVYANSHU ANAND	08-08-2001	JHA	140.10	0.396150	142.5	152.5	152.5	152.5	9	60.412875	77
3	PALERU BHARGAV RAM	19-06-2004	TEL	128.40	0.410090	140.0	147.5	150.0	147.5	8	60.488275	76
4	AJAY GAHLAWAT	16-09-2004	HAR	131.00	0.406762	135.0	142.5	145.0	142.5	7	57.963585	89
5	VAIBHAV MAHESH PAI	12-03-2002	GOA	129.30	0.408922	125.0	127.5	127.5	127.5	6	52.137555	99
6	ABHISHEK KUMAR	01-03-2002	J&K	135.40	0.401439	115.0	120.0	125.0	125.0	5	50.179875	105
7	YASHARTH SINGH SISODIYA	17-11-2001	M P	144.00	0.392046	125.0	130.0	130.0	125.0	4	49.005750	109
8	KRISHAN VYAS	22-11-2002	RAJ	120.30	0.421431	107.5	112.5	117.5	112.5	3	47.410988	112
9	SURAJ SINGH GAUTAM	14-02-2001	GUJ	122.00	0.418920	100.0	110.0	122.5	110.0	2	46.081200	113

Best Lifter - Junior

Place	Name	Team	Wt.Cat.	Bd.Wt.	Coeff.	Best BP	IPF GL Points
1	VINAL KAMBOJ	HAR	105kg	96.40	0.466227	197.5	92.079833
2	PRABHAT VERMA	U P	93kg	89.73	0.482901	186.0	89.819586
3	AMRITPAL SINGH	PUN	83kg	81.60	0.506702	172.5	87.406095

Team Championship - Junior

Place	Team	Points	Best Points	IPF GL Points
1	UTTAR PRADESH	44	12+12+12+8	303.614524
2	JHARKHAND	43	12+9+9+8+5	363.419916
3	HARYANA	40	12+8+7+7+6	371.050388
4	DELHI	39	12+7+7+7+6	335.175078
5	JAMMU AND KASHMIR	32	9+7+6+5+5	340.060173
6	TAMIL NADU	30	9+8+6+4+3	340.078798
7	KARNATAKA	29	7+7+6+5+4	336.549758
8	VIDARBHA	27	12+9+6	227.605350
9	CHHATTISGARH	23	12+9+2	201.060610

Team Championship - Junior				
Place	Team	Points	Best Points	IPF GL Points
10	MADHYA PRADESH	20	8+4+4+3+1	295.541138
11	RAJASTHAN	19	7+6+3+2+1	319.142116
12	GUJARAT	18	9+5+2+1+1	314.693420
13	MANIPUR	14	9+2+1+1+1	220.457475
14	ODISHA	14	8+6	152.566018
15	CHANDIGARH	14	8+4+1+1	253.855756
16	BIHAR	14	5+4+3+1+1	312.509533
17	PUNJAB	12	12	87.406095
18	TELANGANA	11	8+2+1	162.988855
19	KERALA	11	5+3+1+1+1	277.347383
20	WEST BENGAL	10	8+2	136.772675
21	GOA	10	6+1+1+1+1	290.185434
22	PUDUCHERRY	9	9	68.732550
23	MAHARASHTRA	8	4+2+1+1	265.772603
24	ANDHRA PRADESH	5	1+1+1+1+1	287.152643
25	ASSAM	4	3+1	124.992308
26	HIMACHAL PRADESH	3	2+1	117.849205
27	UTTARAKHAND	3	1+1+1	156.723760

Place	Name	DOB	Team	Bd. Wt.	Coeff.	BP1	BP2	BP3	Best	Points	IPF GL Points	Place
Master 1 - 59kg						Master 1 - 59kg						
1	NITIN SHEJWAL	08-08-1978	MAH	55.20	0.626317	105.0	110.0	110.0	110.0	12	68.894870	17
2	KANAN M	04-01-1983	T N	57.50	0.612143	105.0	110.0	112.5	110.0	9	67.335730	24
3	SATISH TARI	15-01-1982	GOA	57.90	0.609776	90.0	95.0	97.5	97.5	8	59.453160	42
4	HAREKRUSHNA MOHANTY	13-03-1983	ODI	59.00	0.603406	90.0	92.5	95.0	95.0	7	57.323570	45
5	RANJIT TANDI	01-01-1979	CHT	54.80	0.628884	87.5	92.5	92.5	87.5	6	55.027350	51
6	SIRAZ AHMED MANSOORI	05-03-1983	M P	55.40	0.625045	80.0	82.5	85.0	82.5	5	51.566213	59
7	ARJUN MAYEKAR	22-07-1984	GOA	57.30	0.613337	70.0	75.0	77.5	75.0	4	46.000275	64
8	RATHEESH AK	10-05-1978	KER	59.00	0.603406	60.0	70.0	75.0	75.0	3	45.255450	66
Master 1 - 66kg						Master 1 - 66kg						
1	SAGAR	30-08-1983	DEL	64.97	0.572105	110.0	115.0	120.0	120.0	12	68.652600	18
2	MAHESH PEDAMKAR	31-10-1978	MAH	65.23	0.570855	110.0	115.0	120.0	120.0	9	68.502600	19
3	AMIT PATIL	20-03-1981	MAH	65.45	0.569805	100.0	105.0	110.0	110.0	8	62.678550	36
4	SANTOSH DASH	07-07-1979	ODI	61.32	0.590617	102.5	107.5	112.5	107.5	7	63.491328	34
5	TABISH ALI BEIG	02-07-1984	M P	64.10	0.576351	100.0	105.0	107.5	105.0	6	60.516855	40
6	RAGUNATHAN L	25-02-1976	T N	65.60	0.569092	97.5	105.0	110.0	105.0	5	59.754660	41
7	ARUN LAL	01-05-1982	TEL	66.00	0.567205	95.0	100.0	102.5	100.0	4	56.720500	48

Place	Name	DOB	Team	Bd. Wt.	Coeff.	BP1	BP2	BP3	Best	Points	IPF GL Points	Place
8	MOHIT SINGH SEHRAWAT	01-12-1980	DEL	64.73	0.573266	90.0	97.5	110.0	97.5	3	55.893435	50
9	PRAVEEN KUMAR V K	03-06-1982	KER	61.20	0.591258	90.0	95.0	95.0	90.0	2	53.213220	57
10	NAND KISHOR	31-12-1976	HAR	63.34	0.580143	85.0	87.5	100.0	87.5	1	50.762513	60
11	NAVINDER KUMAR	18-11-1983	HP	63.24	0.580648	70.0	80.0	87.5	80.0	1	46.451840	63
Master 1 - 74kg												Master 1 - 74kg
1	VALI BASHA	02-01-1984	KAR	73.30	0.536001	125.0	132.5	135.0	135.0	12	72.360135	12
2	DINESH PAWAR	05-05-1980	MAH	73.15	0.536586	130.0	132.5	135.0	132.5	9	71.097645	14
3	VISHAL NAIK	01-08-1984	GOA	71.60	0.542760	115.0	120.0	122.5	122.5	8	66.488100	27
4	RANJEET SAINI	03-08-1983	HAR	73.75	0.534259	112.5	117.5	122.5	117.5	7	62.775433	35
5	UTTAM SINGH RAWAT	02-12-1984	DEL	73.09	0.536821	102.5	110.0	122.5	110.0	6	59.050310	43
6	DJEAMOURTHY VISVANADIN	30-10-1976	PUD	73.64	0.534683	102.5	107.5	110.0	107.5	5	57.478423	44
7	DHARMENDRA PRASAD	05-06-1984	U P	71.00	0.545214	90.0	100.0	105.0	105.0	4	57.247470	46
8	MUNISH KUMAR	05-04-1983	J&K	73.60	0.534838	97.5	102.5	105.0	105.0	3	56.157990	49
9	SUNIL KUMAR MEETHALE VEEDU	25-05-1982	KER	71.70	0.542354	95.0	100.0	100.0	100.0	2	54.235400	53
10	JAMES MOMIN	01-01-1978	MEG	73.20	0.536391	90.0	90.0	100.0	100.0	1	53.639100	56
11	JITENDRA KUMAR	12-09-1978	U P	70.30	0.548126	60.0	70.0	75.0	75.0	1	41.109450	69
Master 1 - 83kg												Master 1 - 83kg
1	HARMESH LAL	27-04-1978	PUN	81.20	0.507987	167.5	173.0	X	167.5	12	85.087823	3 <u>≡</u>
2	SRINIVAS JN	01-01-1976	KAR	79.20	0.514595	150.0	160.0	160.0	150.0	9	77.189250	6
3	MOHAN KUMAR ARUMUGAM	10-08-1983	T N	82.15	0.504953	137.5	140.0	145.0	145.0	8	73.218185	10
4	AKHILESH CHANDRAVANSHI	01-05-1984	M P	82.80	0.502914	130.0	140.0	145.0	145.0	7	72.922530	11
5	RAVINDRA SALVE	03-12-1979	MAH	82.35	0.504323	125.0	132.5	140.0	132.5	6	66.822798	26
6	MAHESH J GIRAP	17-01-1983	GOA	77.15	0.521694	125.0	135.0	140.0	125.0	5	65.211750	31
7	ANEESH K A	28-05-1980	KER	81.95	0.505586	110.0	115.0	120.0	120.0	4	60.670320	38
8	GAURAV SOROT	17-09-1984	CHN	81.70	0.506382	80.0	87.5	90.0	90.0	3	45.574380	65
-	TEK CHAND GAHLOT	10-03-1983	RAJ	75.70	0.526927	80.0	80.0	87.5	-	-	-	-
Master 1 - 93kg												Master 1 - 93kg
1	HARDEEP SINGH	17-09-1984	PUN	89.35	0.483922	170.0	177.5	182.5	182.5	12	88.315765	2 <u>≡</u>
2	KARTHIKEYAN S	13-04-1981	T N	92.23	0.476380	165.0	172.5	185.0	172.5	9	82.175550	4
3	RAJBIR	31-08-1979	HAR	91.94	0.477119	170.0	177.5	177.5	170.0	8	81.110230	5
4	RAJ KUMAR	01-08-1978	CHN	90.85	0.479937	142.5	145.0	145.0	142.5	7	68.391023	20
5	PONRAJ NADAR	20-05-1979	MAH	88.84	0.485306	130.0	130.0	140.0	140.0	6	67.942840	21
6	KRISHNA KUMAR SHARMA	05-04-1984	ASA	92.15	0.476584	130.0	137.5	145.0	137.5	5	65.530300	30
7	BRIJESH T. K.	04-06-1982	KER	83.32	0.501304	120.0	135.0	145.0	135.0	4	67.676040	22
8	SIBA PRASAD PATRA	04-07-1983	ODI	84.70	0.497122	100.0	115.0	122.5	115.0	3	57.169030	47
9	SHIVASWAMY M	10-12-1982	KAR	92.70	0.475192	100.0	110.0	115.0	115.0	2	54.647080	52
Master 1 - 105kg												Master 1 - 105kg
1	SHRIOM	20-05-1981	DEL	95.70	0.467872	186.0	192.5	197.5	197.5	12	92.404720	1 <u>≡</u>

Place	Name	DOB	Team	Bd. Wt.	Coeff.	BP1	BP2	BP3	Best	Points	IPF GL Points	Place
2	NARESH KUMAR	07-03-1981	HAR	94.00	0.471965	145.0	152.5	157.5	157.5	9	74.334488	7
3	PREM NANDAN KUMAR SINGH	01-04-1982	JHA	94.60	0.470504	145.0	152.5	157.5	157.5	8	74.104380	8
4	PARVEEN KUMAR	27-01-1978	J&K	93.80	0.472456	145.0	152.5	155.0	155.0	7	73.230680	9
5	AKSHIT RANDHAWA	24-04-1982	DEL	102.45	0.452923	135.0	145.0	155.0	155.0	6	70.203065	15
6	NITIN KUMAR KOLI	07-04-1984	M P	99.70	0.458774	142.5	147.5	152.5	147.5	5	67.669165	23
7	AJAY KUMAR	11-02-1979	HAR	99.10	0.460093	142.5	147.5	147.5	142.5	4	65.563253	29
8	ABHISHEK BADKE	15-08-1984	M P	100.65	0.456717	142.5	150.0	155.0	142.5	3	65.082173	32
9	VINOD KUMAR GOTHERWAL	25-12-1976	RAJ	98.25	0.461989	115.0	115.0	125.0	115.0	2	53.128735	58
10	PUNIT KUMAR TEOTIA	23-10-1981	BSNL	99.10	0.460093	110.0	117.5	X	110.0	1	50.610230	61
-	SAURABH DUTT	03-09-1977	U P	93.50	0.473196	110.0	110.0	110.0	-	-	-	-

Master 1 - 120kg **Master 1 - 120kg**

1	SATISH KUMAR	14-04-1984	HAR	106.30	0.445232	147.5	152.5	160.0	160.0	12	71.237120	13
2	TEJBIR SINGH	10-06-1979	PUN	106.30	0.445232	152.5	157.5	162.5	157.5	9	70.124040	16
3	PRASENJIT NAHA	27-12-1982	JHA	110.00	0.438346	140.0	150.0	162.5	150.0	8	65.751900	28
4	KRISHAN KUMAR	03-06-1984	RAJ	106.20	0.445425	135.0	145.0	150.0	145.0	7	64.586625	33
5	RONAK RAJAN	13-04-1982	MAH	115.20	0.429421	135.0	140.0	145.0	145.0	6	62.266045	37
6	RAGHAVENDRA NAIK	08-01-1981	KAR	109.50	0.439249	120.0	122.5	125.0	122.5	5	53.808003	55
-	RAVI DUBEY	16-06-1983	M P	109.10	0.439978	120.0	120.0	X	-	-	-	-

Master 1 - 120+Kg **Master 1 - 120+Kg**

1	RAJAN NAIK	11-06-1984	GOA	121.20	0.420093	150.0	155.0	160.0	160.0	12	67.214880	25
2	KUNTAL DAS	26-07-1984	W B	122.90	0.417621	130.0	140.0	145.0	145.0	9	60.555045	39
3	YOGENDRA HARDIYA	17-08-1983	M P	129.00	0.409310	120.0	130.0	132.5	132.5	8	54.233575	54
4	PRAKASH KADLAK	29-08-1984	MAH	121.00	0.420388	105.0	112.5	120.0	112.5	7	47.293650	62
5	PREMKUMAR P	25-07-1980	BSNL	120.10	0.421731	105.0	115.0	X	105.0	6	44.281755	67
6	RAZASHAD A SHAIKH	16-06-1980	GOA	120.10	0.421731	100.0	110.0	110.0	100.0	5	42.173100	68


Best Lifter - Master 1

Place	Name	Team	Wt.Cat.	Bd.Wt.	Coeff.	Best BP	IPF GL Points
1	SHRIOM	DEL	105kg	95.70	0.467872	197.5	92.404720
2	HARDEEP SINGH	PUN	93kg	89.35	0.483922	182.5	88.315765
3	HARMESH LAL	PUN	83kg	81.20	0.507987	167.5	85.087823

Team Championship - Master 1

Place	Team	Points	Best Points	IPF GL Points
1	MAHARASHTRA	45	12+9+9+8+7	318.467315
2	HARYANA	40	12+9+8+7+4	355.020524
3	DELHI	39	12+12+6+6+3	346.204130

Team Championship - Master 1				
Place	Team	Points	Best Points	IPF GL Points
4	GOA	38	12+8+8+5+5	300.540990
5	PUNJAB	33	12+12+9	243.527628
6	TAMIL NADU	31	9+9+8+5	282.484125
7	MADHYA PRADESH	31	8+7+6+5+5	306.908338
8	KARNATAKA	28	12+9+5+2	258.004468
9	ODISHA	17	7+7+3	177.983928
10	JHARKHAND	16	8+8	139.856280
11	KERALA	15	4+4+3+2+2	281.050430
12	JAMMU AND KASHMIR	10	7+3	129.388670
13	CHANDIGARH	10	7+3	113.965403
14	WEST BENGAL	9	9	60.555045
15	RAJASTHAN	9	7+2	117.715360
16	B S N L	7	6+1	94.891985
17	CHHATTISGARH	6	6	55.027350
18	ASSAM	5	5	65.530300
19	PUDUCHERRY	5	5	57.478423
20	UTTAR PRADESH	5	4+1	98.356920
21	TELANGANA	4	4	56.720500
22	MEGHALAYA	1	1	53.639100
23	HIMACHAL PRADESH	1	1	46.451840

Place	Name	DOB	Team	Bd. Wt.	Coeff.	BP1	BP2	BP3	Best	Points	IPF GL Points	Place
Master 2 - 59kg												Master 2 - 59kg
1	RAJESH POTDAR	16-09-1972	MAH	57.50	0.612143	80.0	85.0	90.0	90.0	12	55.092870	20
2	SUBHAKAR SHETTY	19-07-1965	KAR	59.00	0.603406	80.0	85.0	85.0	80.0	9	48.272480	35
Master 2 - 66kg												Master 2 - 66kg
1	BINOD KUMAR PATRA	23-11-1969	JHA	64.90	0.572443	120.0	130.0	135.0	135.0	12	77.279805	1 
2	MADHESWARAN R	01-01-1968	T N	63.42	0.579740	100.0	107.5	440.0	107.5	9	62.322050	8
3	DATTATRYA JADHAV	31-01-1974	MAH	66.00	0.567205	85.0	90.0	95.0	90.0	8	51.048450	26
4	PRADEEP SINGH JHALA	18-06-1971	RAJ	66.00	0.567205	87.5	90.0	95.0	90.0	7	51.048450	27
5	CHANDRA PRAKASH MISHRA	01-10-1971	TEL	64.08	0.576450	82.5	87.5	95.0	87.5	6	50.439375	31
6	JOHN PAUL ROY K M	31-01-1969	KER	61.46	0.589872	72.5	77.5	82.5	82.5	5	48.664440	34
Master 2 - 74kg												Master 2 - 74kg
1	HEM SINGH BAGHELA	02-09-1972	RAJ	72.30	0.539942	110.0	120.0	125.0	125.0	12	67.492750	4
2	RUBEN SRIVASTAVA	07-10-1974	U P	74.00	0.533300	110.0	115.0	120.0	120.0	9	63.996000	6
3	SHYAM RATHORE	05-01-1970	M P	72.90	0.537566	105.0	110.0	112.5	112.5	8	60.476175	10
4	SANKARAPANDIAN G	08-04-1967	T N	71.65	0.542557	97.5	102.5	105.0	105.0	7	56.968485	17

Place	Name	DOB	Team	Bd. Wt.	Coeff.	BP1	BP2	BP3	Best	Points	IPF GL Points	Place
5	MUKESH SHARMA	21-09-1973	HP	66.30	0.565803	90.0	100.0	110.0	100.0	6	56.580300	19
6	MANTHI VENKATA KRISHNAJI	06-03-1969	TEL	73.65	0.534645	90.0	95.0	100.0	100.0	5	53.464500	22
7	AMEEN AHMED ANSARI	01-07-1974	M P	67.85	0.558734	95.0	97.5	97.5	97.5	4	54.476565	21
8	SUBROTO ROY	14-11-1971	TEL	73.70	0.534452	95.0	100.0	100.0	95.0	3	50.772940	29
9	BM THAKUR	11-05-1967	CHT	72.65	0.538552	90.0	92.5	95.0	92.5	2	49.816060	33
10	SUNDAR SAMAL	01-03-1970	ODI	69.15	0.553022	60.0	65.0	70.0	70.0	1	38.711540	44
11	PRAMOD EKNATH DABHOLKAR	12-10-1973	GOA	73.18	0.536469	60.0	65.0	67.5	67.5	1	36.211658	46
12	PETER KUPPA ALISE	06-12-1966	GOA	73.00	0.537173	45.0	50.0	55.0	55.0	1	29.544515	49
Master 2 - 83kg						Master 2 - 83kg						
1	VINCENT PRAKASH CARLO	26-01-1972	KAR	81.30	0.507665	137.5	142.5	147.5	147.5	12	74.880588	2 <u>☺</u>
2	SACHIN KOCHREKAR	22-01-1974	MAH	80.00	0.511916	125.0	130.0	130.0	130.0	9	66.549080	5
3	NAVNATH SHINDE	14-10-1970	MAH	81.40	0.507343	110.0	115.0	117.5	117.5	8	59.612803	13
4	MAHENDRA KUMAR	01-01-1966	U P	82.50	0.503851	105.0	112.5	117.5	112.5	7	56.683238	18
5	DILJITH KK	31-05-1969	KER	77.50	0.520458	100.0	110.0	110.0	100.0	6	52.045800	24
6	PRAKASH SHRIPAT	10-03-1974	RAJ	81.90	0.505745	95.0	100.0	105.0	100.0	5	50.574500	30
7	PRAKASH CHOUKSEY	31-05-1973	M P	82.50	0.503851	90.0	97.5	100.0	100.0	4	50.385100	32
8	KOTHAPALLY RAMAKRISHNA GOUD	10-05-1974	TEL	79.70	0.512915	80.0	85.0	92.5	92.5	3	47.444638	37
9	GOVIND MUKUND DICHOLKAR	20-03-1973	GOA	74.60	0.531021	70.0	80.0	90.0	80.0	2	42.481680	41
10	JAGJIT SINGH	15-07-1968	CHN	76.80	0.522941	60.0	67.5	72.5	67.5	1	35.298518	47
Master 2 - 93kg						Master 2 - 93kg						
1	SUBHASH DESHMUKH	10-11-1966	MAH	88.12	0.487286	120.0	127.5	132.5	127.5	12	62.128965	9
2	ASHISH JAIN	27-07-1974	M P	83.68	0.500201	120.0	125.0	130.0	125.0	9	62.525125	7
3	DR BALGOVIND TIWARI	29-10-1972	A P	91.46	0.478352	120.0	125.0	130.0	125.0	8	59.794000	12
4	DIDAR SINGH	22-06-1968	CHN	90.12	0.481861	115.0	122.5	127.5	122.5	7	59.027973	14
5	SURINDER PAL SINGH	30-08-1970	PUN	91.95	0.477094	110.0	120.0	120.0	110.0	6	52.480340	23
6	ANAND DARVEKAR	23-10-1974	VID	93.00	0.474440	105.0	107.5	110.0	107.5	5	51.002300	28
7	VIRENDRA KUMAR SHARMA	01-01-1970	RAJ	87.54	0.488903	90.0	97.5	100.0	97.5	4	47.668043	36
-	DILIP KUMAR NAYAK	24-05-1973	ODI	83.79	0.499865	85.0	85.0	100.0	-	-	-	-
Master 2 - 105kg						Master 2 - 105kg						
1	SHAILENDRA EDWIN	16-09-1969	M P	101.60	0.454698	152.5	157.5	162.5	162.5	12	73.888425	3 <u>☺</u>
2	VIJAY KANCHAN	24-07-1968	KAR	101.30	0.455332	120.0	130.0	132.5	132.5	9	60.331490	11
3	RAMASWAMY GANESAN	02-03-1968	GOA	96.10	0.466929	117.5	122.5	125.0	125.0	8	58.366125	15
4	GHANSHYAM PAWAR	11-01-1970	MAH	97.90	0.462779	120.0	125.0	127.5	125.0	7	57.847375	16
5	RAYALA LEELA PRASAD	13-02-1966	A P	97.15	0.464490	87.5	92.5	102.5	92.5	6	42.965325	38
6	PRADEEP SAIRU SALASKAR	05-04-1968	GOA	93.40	0.473444	75.0	80.0	90.0	90.0	5	42.609960	39
7	SAJID PV	25-05-1973	KER	93.50	0.473196	80.0	85.0	90.0	90.0	4	42.587640	40
8	HAMID KHAN	03-02-1972	M P	93.50	0.473196	70.0	85.0	95.0	85.0	3	40.221660	43
-	AURANGZEB KHURRAM HAFIZ	16-11-1974	DEL	96.70	0.465529	135.0	140.0	140.0	-	-	-	-


Place	Name	DOB	Team	Bd. Wt.	Coeff.	BP1	BP2	BP3	Best	Points	IPF GL Points	Place
Master 2 - 120kg											Master 2 - 120kg	
1	SANTOSH BHATKAR	05-09-1974	GOA	105.10	0.447569	110.0	115.0	420.0	115.0	12	51.470435	25
2	CRUZ ROSARIO FERNANDES	06-08-1970	GOA	105.10	0.447569	80.0	90.0	90.0	90.0	9	40.281210	42
3	ANOOP KUMAR P	30-03-1968	KER	118.20	0.424635	80.0	X	X	80.0	8	33.970800	48
Master 2 - 120+Kg											Master 2 - 120+Kg	
1	DEEPAK SHARMA	30-09-1971	MAH	135.60	0.401206	75.0	85.0	95.0	95.0	12	38.114570	45

Best Lifter - Master 2

Place	Name	Team	Wt.Cat.	Bd.Wt.	Coeff.	Best BP	IPF GL Points
1	BINOD KUMAR PATRA	JHA	66kg	64.90	0.572443	135.0	77.279805
2	VINCENT PRAKASH CARLO	KAR	83kg	81.30	0.507665	147.5	74.880588
3	SHAILENDRA EDWIN	M P	105kg	101.60	0.454698	162.5	73.888425

Team Championship - Master 2

Place	Team	Points	Best Points	IPF GL Points
1	MAHARASHTRA	53	12+12+12+9+8	281.498288
2	MADHYA PRADESH	37	12+9+8+4+4	301.751390
3	GOA	36	12+9+8+5+2	235.209410
4	KARNATAKA	30	12+9+9	183.484558
5	RAJASTHAN	28	12+7+5+4	216.783743
6	KERALA	23	8+6+5+4	177.268680
7	TELANGANA	17	6+5+3+3	202.121453
8	UTTAR PRADESH	16	9+7	120.679238
9	TAMIL NADU	16	9+7	119.290535
10	ANDHRA PRADESH	14	8+6	102.759325
11	JHARKHAND	12	12	77.279805
12	CHANDIGARH	8	7+1	94.326491
13	HIMACHAL PRADESH	6	6	56.580300
14	PUNJAB	6	6	52.480340
15	VIDARBHA	5	5	51.002300
16	CHHATTISGARH	2	2	49.816060
17	ODISHA	1	1	38.711540
-	DELHI	-	-	-

Place	Name	DOB	Team	Bd. Wt.	Coeff.	BP1	BP2	BP3	Best	Points	IPF GL Points	Place
Master 3 - 59kg											Master 3 - 59kg	
1	LAKSHMANAN D	28-08-1958	T N	58.24	0.607785	87.5	92.5	95.0	92.5	12	56.220113	3 

Place	Name	DOB	Team	Bd. Wt.	Coeff.	BP1	BP2	BP3	Best	Points	IPF GL Points	Place
2	ANIL KUMAR S V	27-07-1963	KER	57.50	0.612143	70.0	75.0	77.5	77.5	9	47.441083	13
3	GAJANAN MAHAJANI	02-06-1964	MAH	57.50	0.612143	70.0	75.0	77.5	75.0	8	45.910725	16
4	RAJENDRA JOSHI	28-08-1960	MAH	56.50	0.618186	65.0	70.0	70.0	65.0	7	40.182090	23
5	ESWARAN SOOSAIYAPPAN	01-01-1961	T N	57.95	0.609482	45.0	50.0	50.0	45.0	6	27.426690	37
-	GURU CHARAN SHRIVASTAVA	01-04-1955	M P	56.90	0.615747	87.5	87.5	87.5	-	-	-	-
Master 3 - 66kg						Master 3 - 66kg						
1	CHINNADURAI T	25-01-1960	T N	65.00	0.571960	100.0	105.0	105.0	100.0	12	57.196000	2 <u>≡</u>
2	AKHILESH PANDEY	11-12-1957	CHT	64.92	0.572346	85.0	90.0	92.5	92.5	9	52.942005	6
3	SHAILENDRA SRIVASTAVA	08-07-1956	U P	66.00	0.567205	70.0	75.0	77.5	75.0	8	42.540375	18
4	RAKESH KUMAR	07-09-1963	PUN	64.42	0.574777	72.5	72.5	75.0	72.5	7	41.671333	19
5	JAGDISH JUNANIYA	07-05-1961	M P	62.32	0.585358	65.0	67.5	75.0	67.5	6	39.511665	25
6	NAJIR AHMAD	01-01-1964	U P	64.53	0.574240	60.0	60.0	67.5	67.5	5	38.761200	26
Master 3 - 74kg						Master 3 - 74kg						
1	BAIBA KUMAR TANDI	04-08-1963	ODI	70.60	0.546872	105.0	112.5	117.5	117.5	12	64.257460	1 <u>≡</u>
2	C SATYANARAYANA	29-05-1962	TEL	69.40	0.551945	80.0	87.5	90.0	90.0	9	49.675050	10
3	DR. JYOTI PRASAD HATIBARUAH	01-10-1964	ASA	70.45	0.547497	85.0	90.0	92.5	90.0	8	49.274730	12
4	GULAM MOHAMMED A K SHAIKH	05-11-1961	MAH	70.65	0.546664	80.0	85.0	85.0	85.0	7	46.466440	14
5	SYED MOHAMED SHAGUL KAJA	24-09-1962	T N	70.19	0.548588	75.0	75.0	75.0	75.0	6	41.144100	21
6	VINOD SATAV	02-06-1960	MAH	70.40	0.547706	75.0	80.0	X	75.0	5	41.077950	22
7	ANIL GEHLOT	18-06-1964	RAJ	71.38	0.543656	50.0	55.0	57.5	57.5	4	31.260220	31
8	VINOD KUMAR M	10-07-1960	KAR	66.75	0.563721	50.0	50.0	55.0	50.0	3	28.186050	35
Master 3 - 83kg						Master 3 - 83kg						
1	PARMANAND PRAJAPAT	10-01-1963	RAJ	78.50	0.516981	100.0	105.0	107.5	107.5	12	55.575458	5
2	JOSHUA PETER	02-08-1956	DEL	79.50	0.513585	90.0	100.0	110.0	100.0	9	51.358500	9
3	SHRIRAM TARE	24-03-1961	M P	78.90	0.515613	80.0	85.0	90.0	90.0	8	46.405170	15
4	JOTHI MANICKAM	15-12-1962	T N	76.40	0.524379	72.5	72.5	85.0	72.5	7	38.017478	27
5	RAMESH MATE	19-05-1955	VID	78.70	0.516295	70.0	72.5	75.0	72.5	6	37.431388	28
6	MAHADEVA P	14-06-1956	KAR	80.80	0.509285	50.0	55.0	60.0	60.0	5	30.557100	33
Master 3 - 93kg						Master 3 - 93kg						
1	SANJIV RAZDAN	13-11-1960	M P	89.20	0.484328	100.0	107.5	115.0	115.0	12	55.697720	4
2	ANIL KUMAR SHARMA	05-02-1957	UTK	89.55	0.483384	107.5	107.5	117.5	107.5	9	51.963780	8
3	PATANJALI JHA	15-09-1964	CHT	91.72	0.477683	70.0	77.5	77.5	70.0	8	33.437810	30
4	UTTAM KUNDAIKAR	27-11-1960	GOA	89.64	0.483142	60.0	60.0	80.0	60.0	7	28.988520	34
5	RAJEEV P MENON	24-10-1962	KER	87.63	0.488651	57.5	62.5	62.5	57.5	6	28.097433	36
Master 3 - 105kg						Master 3 - 105kg						
1	RAJKUMAR KHATANA	01-01-1959	DEL	93.60	0.472949	100.0	107.5	110.0	110.0	12	52.024390	7
2	MAHESH CHANDRA MAHATMA	19-07-1957	RAJ	95.50	0.468346	87.5	92.5	97.5	97.5	9	45.663735	17
3	V MALLESH	14-01-1955	TEL	96.30	0.466460	80.0	82.5	85.0	85.0	8	39.649100	24

Place	Name	DOB	Team	Bd. Wt.	Coeff.	BP1	BP2	BP3	Best	Points	IPF GL Points	Place
4	RAJ KUMAR SARDANA	07-04-1962	HAR	96.50	0.465994	45.0	52.5	57.5	57.5	7	26.794655	38
Master 3 - 120kg											Master 3 - 120kg	
1	RENI B P	23-03-1962	KER	109.10	0.439978	102.5	107.5	112.5	112.5	12	49.497525	11
2	KALAKURI SATYANARAYANA	15-05-1961	TEL	106.00	0.445811	85.0	92.5	95.0	92.5	9	41.237518	20
3	MANOHAR LAL SEN	05-11-1959	M P	105.90	0.446005	67.5	72.5	75.0	75.0	8	33.450375	29
Master 3 - 120+Kg											Master 3 - 120+Kg	
1	GAUTAM BANERJEE	04-07-1961	W B	148.20	0.387892	80.0	100.0	112.5	80.0	12	31.031360	32




Best Lifter - Master 3

Place	Name	Team	Wt.Cat.	Bd.Wt.	Coeff.	Best BP	IPF GL Points
1	BAIBA KUMAR TANDI	ODI	74kg	70.60	0.546872	117.5	64.257460
2	CHINNADURAI T	T N	66kg	65.00	0.571960	100.0	57.196000
3	LAKSHMANAN D	T N	59kg	58.24	0.607785	92.5	56.220113

Team Championship - Master 3

Place	Team	Points	Best Points	IPF GL Points
1	TAMIL NADU	43	12+12+7+6+6	220.004381
2	MADHYA PRADESH	34	12+8+8+6	175.064930
3	KERALA	27	12+9+6	125.036041
4	MAHARASHTRA	27	8+7+7+5	173.637205
5	TELANGANA	26	9+9+8	130.561668
6	RAJASTHAN	25	12+9+4	132.499413
7	DELHI	21	12+9	103.382890
8	CHHATTISGARH	17	9+8	86.379815
9	UTTAR PRADESH	13	8+5	81.301575
10	ODISHA	12	12	64.257460
11	WEST BENGAL	12	12	31.031360
12	UTTARAKHAND	9	9	51.963780
13	ASSAM	8	8	49.274730
14	KARNATAKA	8	5+3	58.743150
15	PUNJAB	7	7	41.671333
16	GOA	7	7	28.988520
17	HARYANA	7	7	26.794655
18	VIDARBHA	6	6	37.431388

Place	Name	DOB	Team	Bd. Wt.	Coeff.	BP1	BP2	BP3	Best	Points	IPF GL Points	Place
Master 4 - 59kg											Master 4 - 59kg	

Place	Name	DOB	Team	Bd. Wt.	Coeff.	BP1	BP2	BP3	Best	Points	IPF GL Points	Place
1	SREENIVASAN K C	28-08-1950	KER	56.70	0.616963	65.0	70.0	75.0	70.0	12	43.187410	3 
2	SUNDERRAJ I	24-10-1949	T N	56.80	0.616354	50.0	60.0	65.0	65.0	9	40.063010	7
3	DEVDATTA BHOIR	03-03-1953	MAH	55.20	0.626317	50.0	55.0	60.0	55.0	8	34.447435	11
4	IROM MANGI	27-10-1954	MAN	53.90	0.634776	30.0	32.5	35.0	32.5	7	20.630220	17
Master 4 - 66kg											Master 4 - 66kg	
1	GURUMOORTHY R	26-06-1953	T N	64.26	0.575562	80.0	80.0	80.0	80.0	12	46.044960	2 
2	PREMACHANDRAN NAIR NEELAKANDAPILLAI	12-04-1952	KER	63.13	0.581205	65.0	70.0	72.5	72.5	9	42.137363	5
3	VIJAY SAKHARAM GANDHI	02-09-1948	MAH	63.54	0.579137	50.0	55.0	60.0	60.0	8	34.748220	10
4	DR. ARVIND KUMAR MOURYA	01-07-1948	M P	61.63	0.588971	47.5	52.5	55.0	55.0	7	32.393405	13
5	SRIKANTAMURTHY BM	10-12-1954	KAR	61.52	0.589554	45.0	52.5	57.5	52.5	6	30.951585	14
6	RAMESH KHARE	12-06-1949	MAH	59.60	0.600017	40.0	50.0	57.5	50.0	5	30.000850	15
Master 4 - 74kg											Master 4 - 74kg	
1	NIRMAL KUMAR SAHA	19-03-1948	W B	72.80	0.537960	60.0	65.0	70.0	70.0	12	37.657200	9
Master 4 - 83kg											Master 4 - 83kg	
1	INDERJIT SINGH	07-02-1954	JHA	81.50	0.507022	100.0	105.0	107.5	107.5	12	54.504865	1 
2	HARISH KUMAR K	15-11-1952	KAR	79.80	0.512581	82.5	92.5	92.5	82.5	9	42.287933	4
3	OM SINGH CHOUHAN	10-06-1954	RAJ	82.05	0.505269	70.0	75.0	80.0	80.0	8	40.421520	6
4	ASHOK DOULATRAM CHANDWANI	22-07-1953	MAH	82.15	0.504953	60.0	67.5	67.5	67.5	7	34.084328	12
Master 4 - 93kg											Master 4 - 93kg	
1	KAMALAKSHA B	10-03-1950	KAR	88.80	0.485415	70.0	75.0	80.0	80.0	12	38.833200	8
2	THUMMALA YESU RATNAM	11-07-1952	TEL	83.40	0.501058	60.0	55.0	60.0	55.0	9	27.558190	16

Best Lifter - Master 4

Place	Name	Team	Wt.Cat.	Bd.Wt.	Coeff.	Best BP	IPF GL Points
1	INDERJIT SINGH	JHA	83kg	81.50	0.507022	107.5	54.504865
2	GURUMOORTHY R	T N	66kg	64.26	0.575562	80.0	46.044960
3	SREENIVASAN K C	KER	59kg	56.70	0.616963	70.0	43.187410

Team Championship - Master 4

Place	Team	Points	Best Points	IPF GL Points
1	MAHARASHTRA	28	8+8+7+5	133.280833
2	KARNATAKA	27	12+9+6	112.072718
3	TAMIL NADU	21	12+9	86.107970
4	KERALA	21	12+9	85.324773
5	JHARKHAND	12	12	54.504865
6	WEST BENGAL	12	12	37.657200
7	TELANGANA	9	9	27.558190

Team Championship - Master 4				
Place	Team	Points	Best Points	IPF GL Points
8	RAJASTHAN	8	8	40.421520
9	MADHYA PRADESH	7	7	32.393405
10	MANIPUR	7	7	20.630220

Abbreviations:

A P = Andhra Pradesh ASA = Assam BSNL = B S N L BIH = Bihar CCS = C C S C S B CHN = Chandigarh CHT = Chhattisgarh DEL =
Delhi GOA = Goa GUJ = Gujarat HAR = Haryana HP = Himachal Pradesh J&K = Jammu and Kashmir JHA = Jharkhand KAR = Karnataka KER
= Kerala M P = Madhya Pradesh MAH = Maharashtra MAN = Manipur MEG = Meghalaya ODI = Odisha PUD = Puducherry PUN = Punjab RAJ
= Rajasthan T N = Tamil Nadu TEL = Telangana U P = Uttar Pradesh UTK = Uttarakhand VID = Vidarbha W B = West Bengal